

MasterBeads StreptaDivin 0335

For research use only

PRODUCT DESCRIPTION

MasterBeads StreptaDivin are monodispersed and superparamagnetic particles coated with neutralized avidin. They are produced under aseptic conditions and are supplied in an aqueous suspension containing 0.05% Proclin 300.

Physical characteristics

Diameter : 500 nm (CV max 20%)

Density : approx. 2.0 g/cm³

Magnetic susceptibility : approx. 40 emu/g

Specific surface area : 5 m²/g

Iron oxide content : approx. 70%

Solid content : 10 mg/ml

Neutralized Avidin

Neutralized avidin is a modified avidin that lacks carbohydrate side chains present on avidin and RYD sequences presents on Streptavidin; that are responsible to binding to some receptors (for example lectin like receptors...). Neutralized avidin has also a near-neutral isoelectric point. These features provide low non specific binding. Specific activity is >12.0 U/mg protein

Binding Capacity

MasterBeads StreptaDivin bind more than 800 pmoles of biotin per mg.

PRINCIPLE

MasterBeads StreptaDivin are used for binding biotinylated ligands such as oligonucleotides, nucleic acids or proteins. Their high iron oxide content associated with the powerful streptavidin-biotin interaction, make MasterBeads StreptaDivin a very efficient tool for separation assays.

INSTRUCTION FOR USE

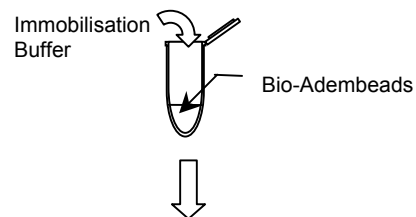
A) Washing procedure

1. Resuspend the MasterBeads StreptaDivin by pipetting and vortexing. Avoid foaming.
2. Pipette the volume to be used into the desired test tube.
3. Place the tube in a magnet (see Related Products) for 1min.
4. Pipette off the supernatant carefully, leaving beads undisturbed.
5. Remove the test tube from the magnet (see Related Products) and resuspend the beads carefully in the original sample volume with adequate buffer (Immobilisation Buffer recommended, see Related Products).

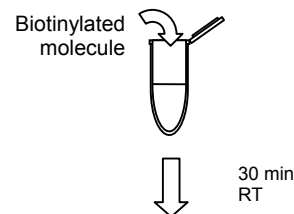
B) Immobilisation of biotinylated molecules

1. Wash the MasterBeads StreptaDivin twice with Immobilisation Buffer pH 7.
2. Resuspend the beads in Immobilisation Buffer to a final concentration of 10mg/mL.
3. Add the biotinylated molecule, and incubate at room temperature 30min under gentle rotation.
4. Place the tube in a magnet for 1-2min.
5. Pipette off the supernatant carefully, leaving beads undisturbed.
6. Wash 3 times with Immobilisation Buffer for an immediate use (or with the Storage Buffer), and resuspend to the desired concentration.

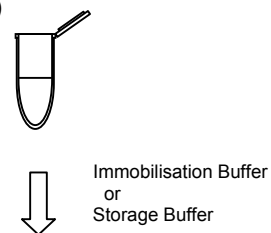
Washing



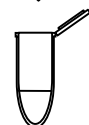
Immobilisation



Washing (x3)



Storage



ADDITIONAL MATERIAL REQUIRED

- Magnetic device
- Rotation device
- Test tubes
- Related products: [Buffers solutions](#)
 - [Immobilisation Buffer \(# 10301\)](#)
 - [Magnetic Devices](#)
 - Adem-Mag SV, 1.5 ml (# 20101)
 - Adem-Mag MV, 15 ml (# 20102)
 - Adem-Mag HV, 50 ml (# 20103)

STORAGE/STABILITY

When stored in unopened vials at 2-8°C, MasterBeads are stable until expiration date printed on the label.

The MasterBeads must be maintained in liquid during storage and all handling steps. Drying will result in reduced performance. Do not freeze the product.

PRECAUTIONS

Precautions should be taken to prevent bacterial contamination of protein-coated Adembeads. If cytotoxic preservatives are added these must be carefully removed before use by washing.

WARNINGS AND LIMITATIONS

For *in vitro* research only. Not for use in human diagnostic or therapeutic procedures.

Avoid pipetting by mouth.

WARRANTY

The products are warranted to the original purchaser only to conform to the quality and contents stated on the vial and outer labels for duration of the stated shelf life.

Ademtech's obligation and the purchaser's exclusive remedy under this warranty is limited either to replacement, at Ademtech's expense, of any products which shall be defective in manufacture, and which shall be returned to Ademtech, transportation prepaid, or at Ademtech's option, refund of the purchase price.

Claims for merchandise damaged in transit must be submitted to the carrier.

Ademtech SA - Parc scientifique Unitec 1 - 4, allée du Doyen G. Brus - 33600 PESSAC - FRANCE
www.ademtech.com